



ROCHESTER REGIONAL HEALTH

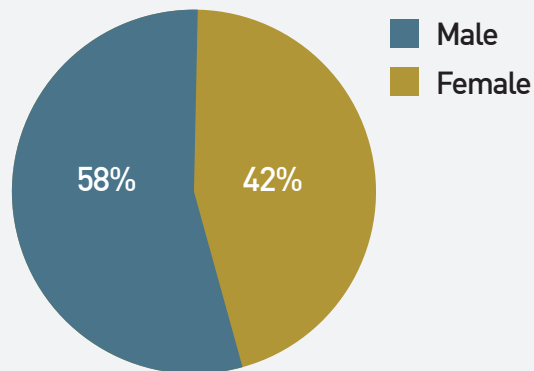
Golisano Restorative Neurology
& Rehabilitation Center

2018 PROGRAM OUTCOMES

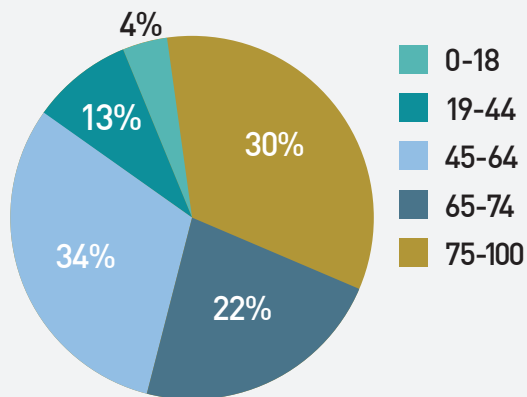
Total Patients Served: Golisano Rehabilitation Center

OUR ANNUAL SNAPSHOT

425 persons served



64 average age of all patients



OUTCOME DATA

Change in FIM[®] Scores

The higher the value, the more or "better" the patients' functional improvement

Golisano Center 30

Region 28

National 31

Average Length of Stay

Golisano Center 17 days

Region 15 days

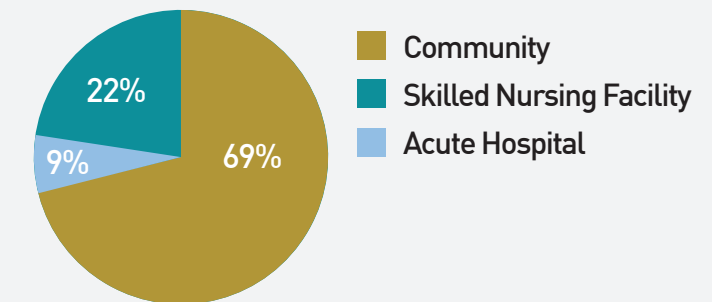
National 15 days

QUALITY & SATISFACTION

100% patients answered "YES" when asked if they would recommend us to friends and family.

91% of all patients achieved or exceeded their individual treatment goals by the time of discharge.

Discharge Settings



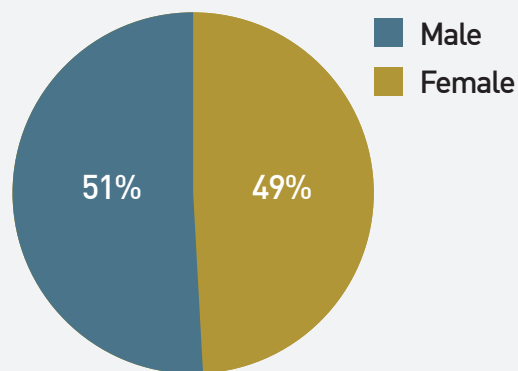
83% of patients surveyed who were discharged to SNF's were living in the community at their 3-month follow-up.

* Average time in individual therapy per day is 3.3 hours.

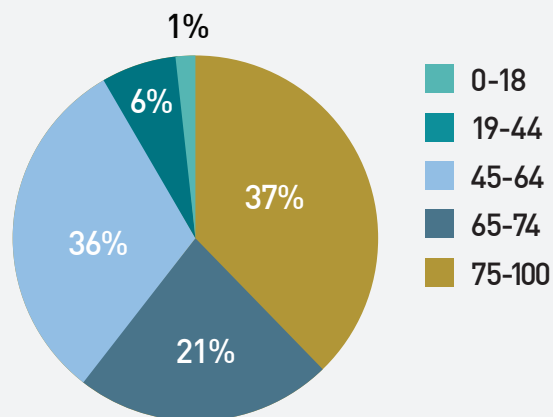
Stroke/CVA: Golisano Rehabilitation Center

OUR ANNUAL SNAPSHOT

220 persons served



68 average age of all patients



OUTCOME DATA

Change in FIM[®] Scores

The higher the value, the more or “better” the patients’ functional improvement

Golisano Center 29

Region 28

National 31

Average Length of Stay

Golisano Center 18 days

Region 16 days

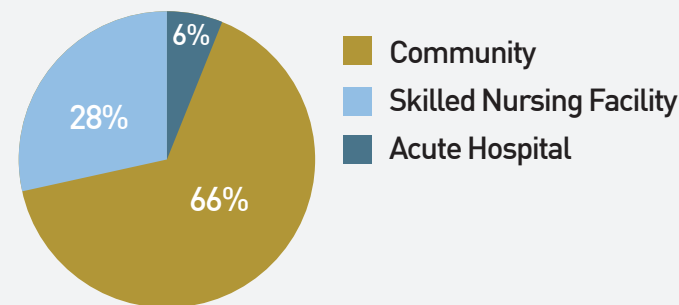
National 16 days

QUALITY & SATISFACTION

98% patients answered “YES” when asked if they would recommend us to friends and family.

89% of all patients achieved or exceeded their individual treatment goals by the time of discharge.

Discharge Settings

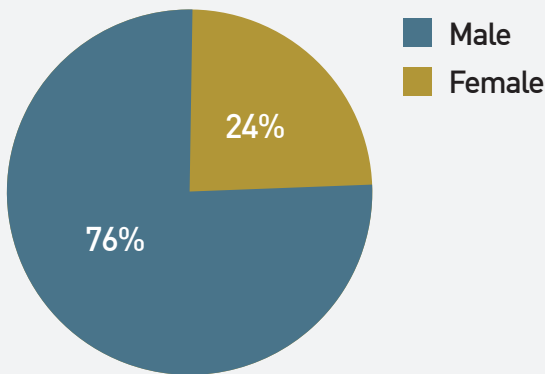


* Average time in individual therapy per day is 3.3 hours.

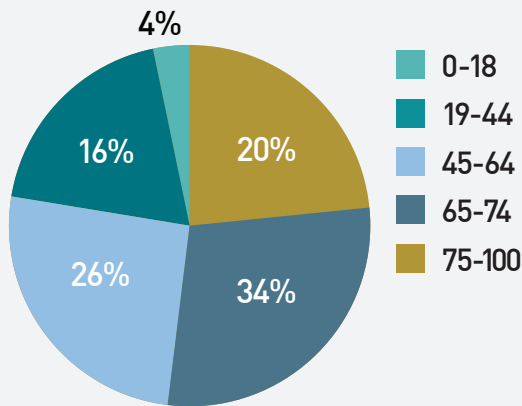
Brain Injury: Golisano Rehabilitation Center

OUR ANNUAL SNAPSHOT

70 persons served



59 average age of all patients



OUTCOME DATA

Change in FIM[®] Scores

The higher the value, the more or “better” the patients’ functional improvement

Golisano Center 30

Region 29

National 32

Average Length of Stay

Golisano Center 18 days

Region 15 days

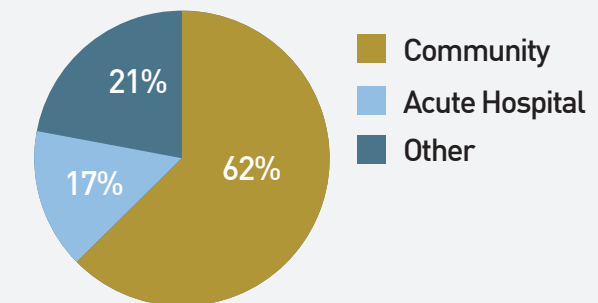
National 14 days

QUALITY & SATISFACTION

100% patients answered “YES” when asked if they would recommend us to friends and family.

92% of all patients achieved or exceeded their individual treatment goals by the time of discharge.

Discharge Settings

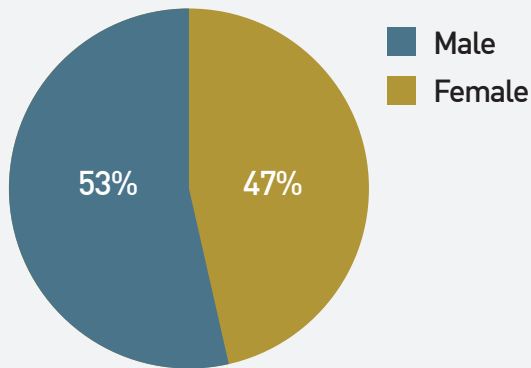


* Average time in individual therapy per day is 3.3 hours.

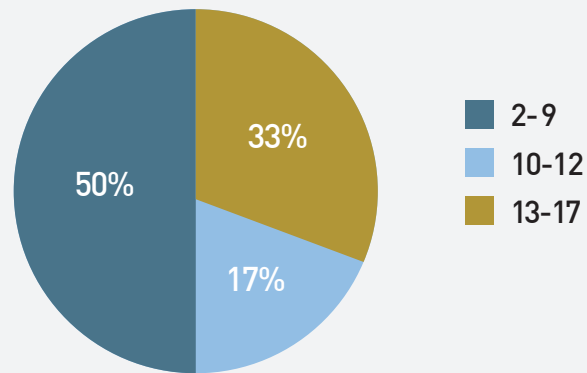
Pediatrics: Golisano Rehabilitation Center

OUR ANNUAL SNAPSHOT

11 persons served



10 average age of all patients



DIAGNOSIS DATA

Traumatic Brain Injury	4
Guillain-Barré	1
Multi Trauma	2
Stroke	2
NTBI	1
NTSCI	1

Average Length of Stay

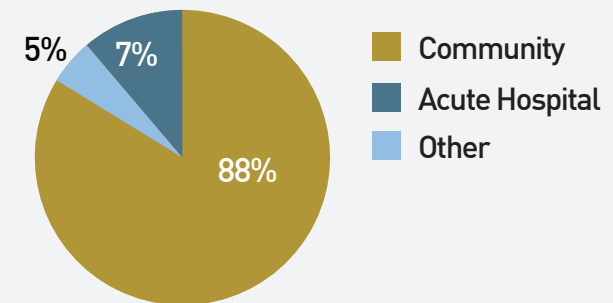
16 days

QUALITY & SATISFACTION

100% patients answered "YES" when asked if they would recommend us to friends and family.

100% of all patients achieved or exceeded their individual treatment goals by the time of discharge.

Discharge Settings



* Average time in individual therapy per day is 3.3 hours.