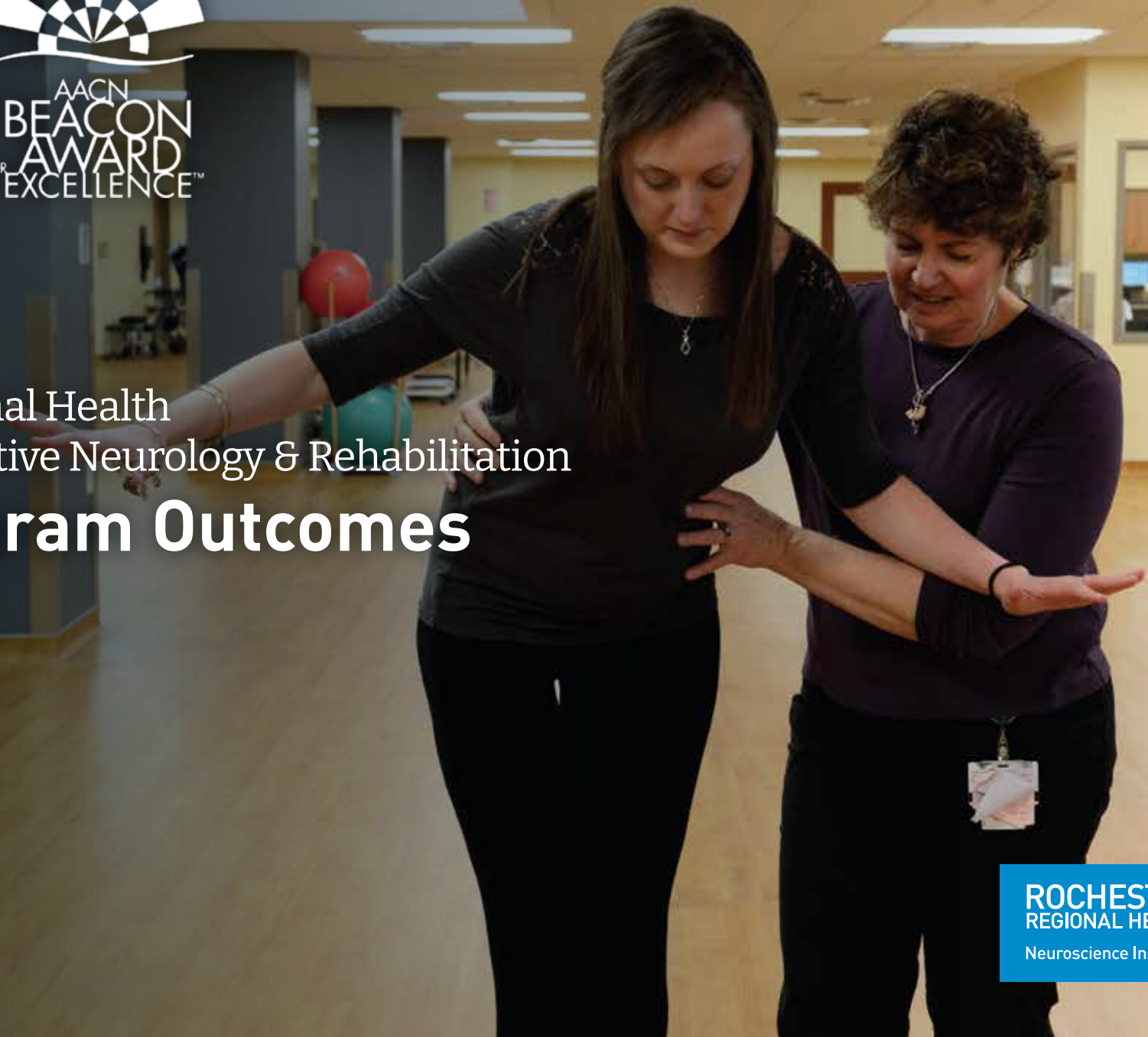




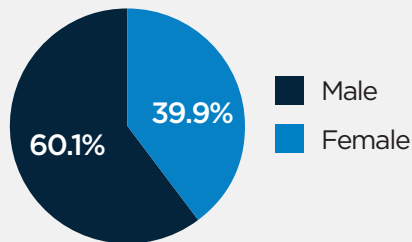
Rochester Regional Health
Golisano Restorative Neurology & Rehabilitation
2021 Program Outcomes



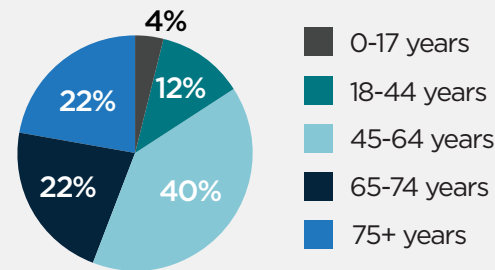
2021 Total Persons Served: Golisano Restorative Neurology & Rehabilitation

OUR ANNUAL SNAPSHOT

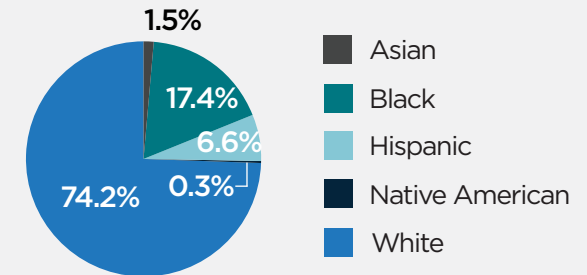
401 persons served



Average age of all persons served **60**



Ethnicity



OUTCOME DATA

Functional Efficiency – The observed average change in function score compared to the expected change in function score.

	Golisano Self Care	State	Golisano Motor	State
Observed Change:	12.2	11.4	31.6	29.4
Expected Change:	12.5	12.8	31.4	31.2

Average Length of Stay:

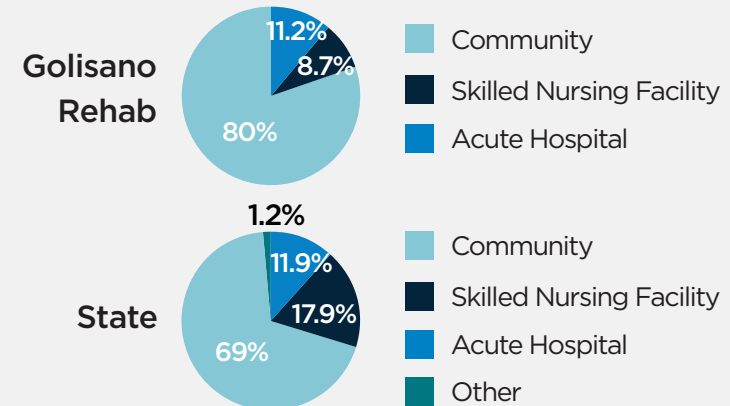
	State:	Nation:
Golisano Rehab:	16.3 DAYS	14.3 DAYS
	16.7 DAYS	

Quality & Satisfaction

100% of persons served answered “YES” when asked if they would recommend us to friends and family.

99% of all persons surveyed were satisfied with the progress made in the rehabilitation program.

Discharge Settings:



Average time in individual therapy per day: **3.3 HOURS**

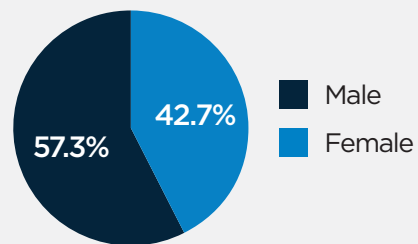
77% of patients surveyed who were discharged to SNF's were living in the community at their 3 month follow-up.

96% of all patients surveyed were living at home upon 3 month follow-up.

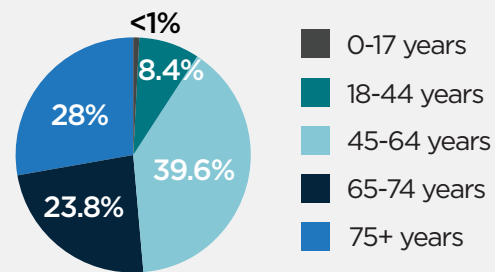
2021 Stroke/CVA: Golisano Restorative Neurology & Rehabilitation

OUR ANNUAL SNAPSHOT

164 persons served



Average age of all persons served **65**



OUTCOME DATA

Functional Efficiency – The observed average change in function score compared to the expected change in function score.

	Golisano Self Care	State	Golisano Motor	State
Observed Change:	11.4	10.6	28.6	27
Expected Change:	12.4	12.2	29.8	29.3

Average Length of Stay:

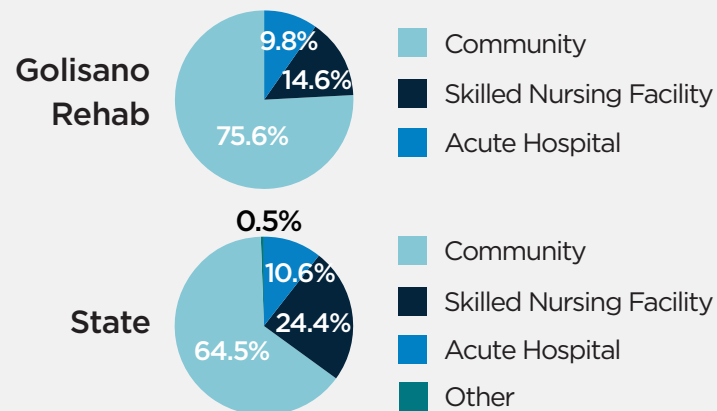
Golisano Rehab:	State:	Nation:
17.8 DAYS	17.3 DAYS	15.6 DAYS

Quality & Satisfaction

100% of persons served answered “YES” when asked if they would recommend us to friends and family.

100% of all persons surveyed were satisfied with the progress made in the rehabilitation program.

Discharge Settings:



Average time in individual therapy per day: **3.3 HOURS**

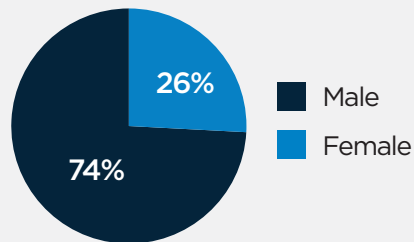
82% of patients surveyed who were discharged to SNF's were living in the community at their 3 month follow-up.

98% of all patients surveyed were living at home upon 3 month follow-up.

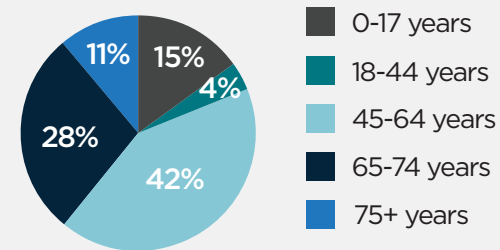
2021 Brain Injury: Golisano Restorative Neurology & Rehabilitation

OUR ANNUAL SNAPSHOT

58 persons served



Average age of all persons served **56**



OUTCOME DATA

Functional Efficiency – The observed average change in function score compared to the expected change in function score.

	Golisano Self Care	State	Golisano Motor	State
Observed Change:	11.6	11.0	30.5	29.5
Expected Change:	11.8	11.9	30.8	29.5

Average Length of Stay:

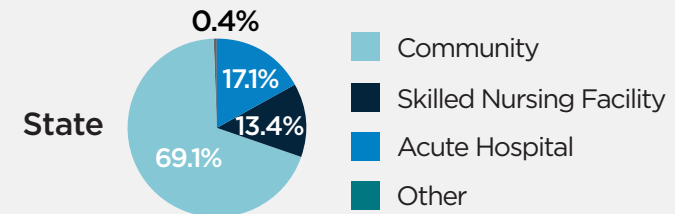
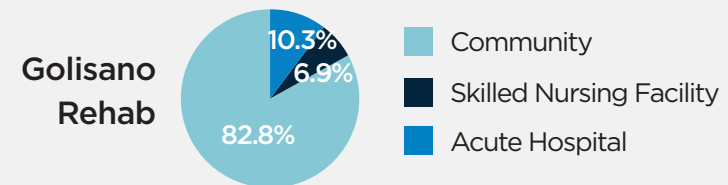
Golisano Rehab:	State:	Nation:
14.7 DAYS	15.4 DAYS	13.2 DAYS

Quality & Satisfaction

100% of persons served answered “YES” when asked if they would recommend us to friends and family.

100% of all persons surveyed were satisfied with the progress made in the rehabilitation program.

Discharge Settings:



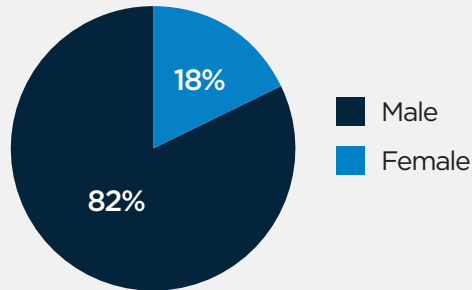
Average time in individual therapy per day: **3.3 HOURS**

75% of patients surveyed who were discharged to SNF's were living in the community at their 3 month follow-up.

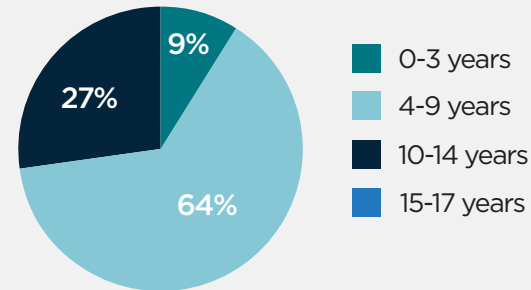
2021 Pediatrics: Golisano Restorative Neurology & Rehabilitation

OUR ANNUAL SNAPSHOT


11 persons served



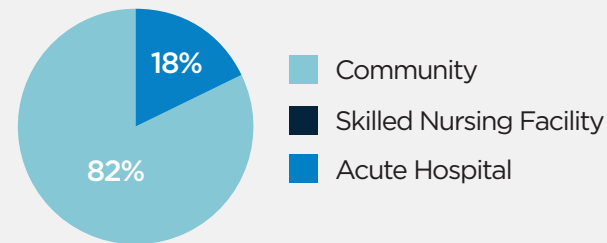
Average age of all persons served **7**



DIAGNOSIS DATA



Discharge Settings:



Average Length of Stay: **25 DAYS**

Average time in individual therapy per day: **3.3 HOURS**

Quality & Satisfaction

100% of persons served answered "YES" when asked if they would recommend us to friends and family.

100% of all persons surveyed were satisfied with the progress made in the rehabilitation program.